

How to access Smarthinking through your Blackboard course

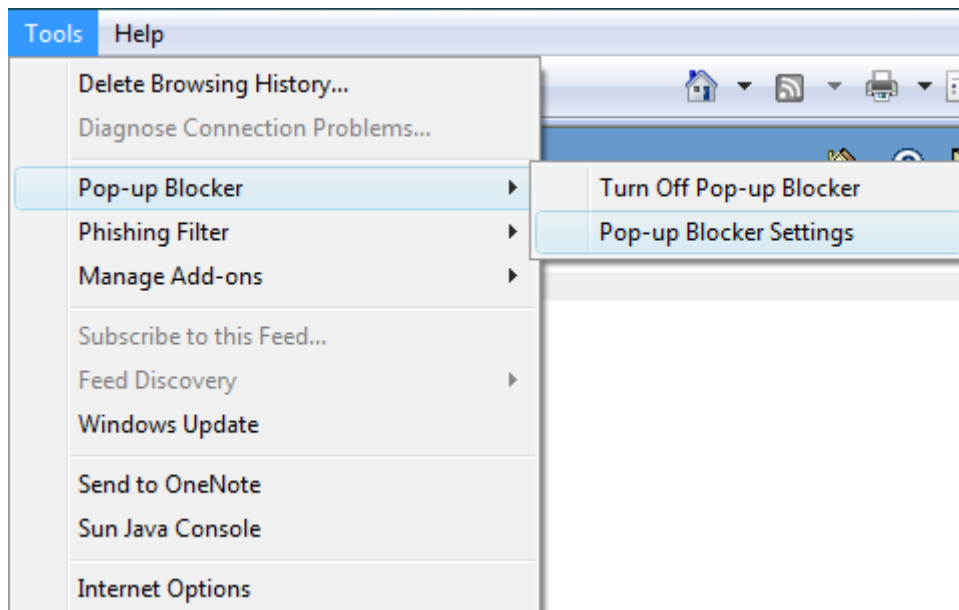
First, open a web browser and navigate to the home page for your Blackboard course that uses Smarthinking.

Before you can log in to Smarthinking, you will need to configure your pop-up blocker to allow pop-ups from Blackboard and the Smarthinking website. This process will be slightly different depending on your browser.

If you are using Internet Explorer 6 or 7:

Note: If your menu bar is hidden, right-click in the tab area and select Menu Bar make it visible.

1. Select Tools from the Menu Bar, then Pop-Up Blocker, then Pop-Up Blocker Settings.



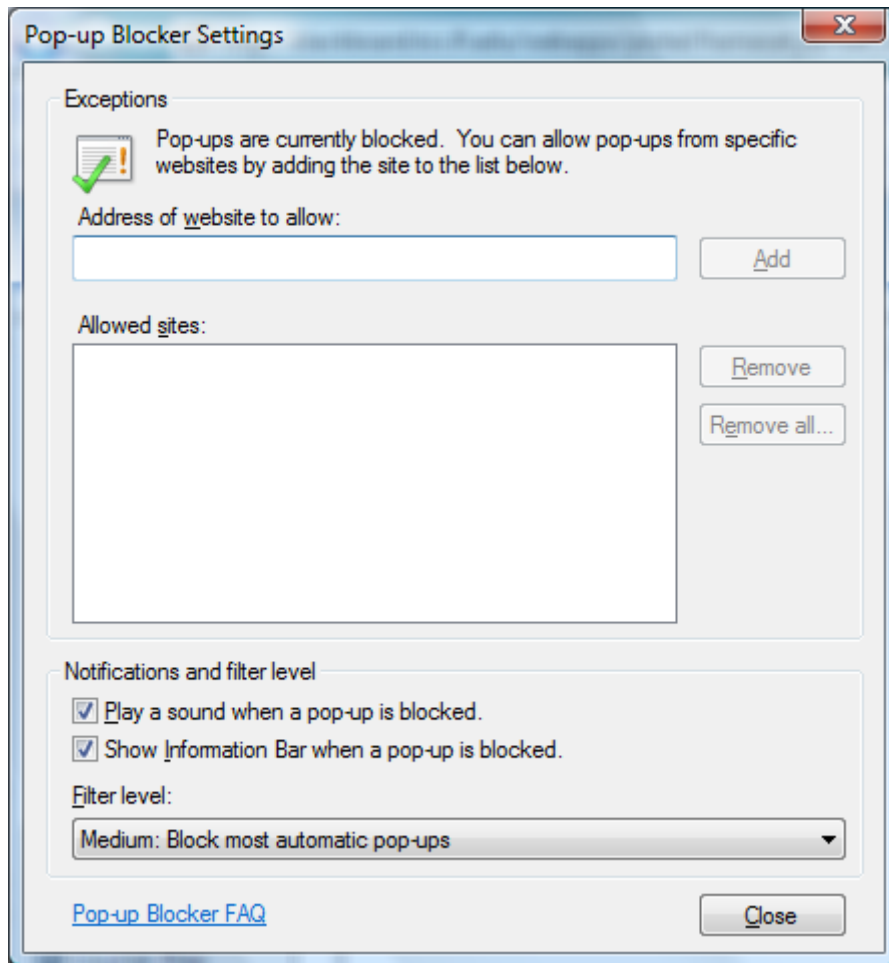
If you need additional help, call the TCC Helpdesk at (850)201-8540 and ask for Blackboard support.

2. Add the following two addresses to your list of Allowed Sites (note that there is only one 't' in Smarthinking):

<http://blackboard.tcc.fl.edu>

<http://www.smarthinking.com>

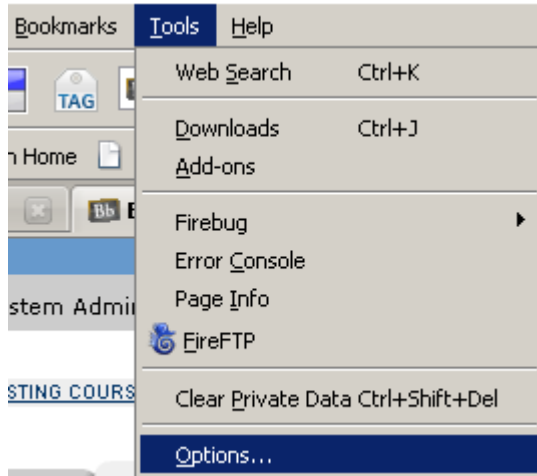
3. Then, click the Close button and resume the tutorial.



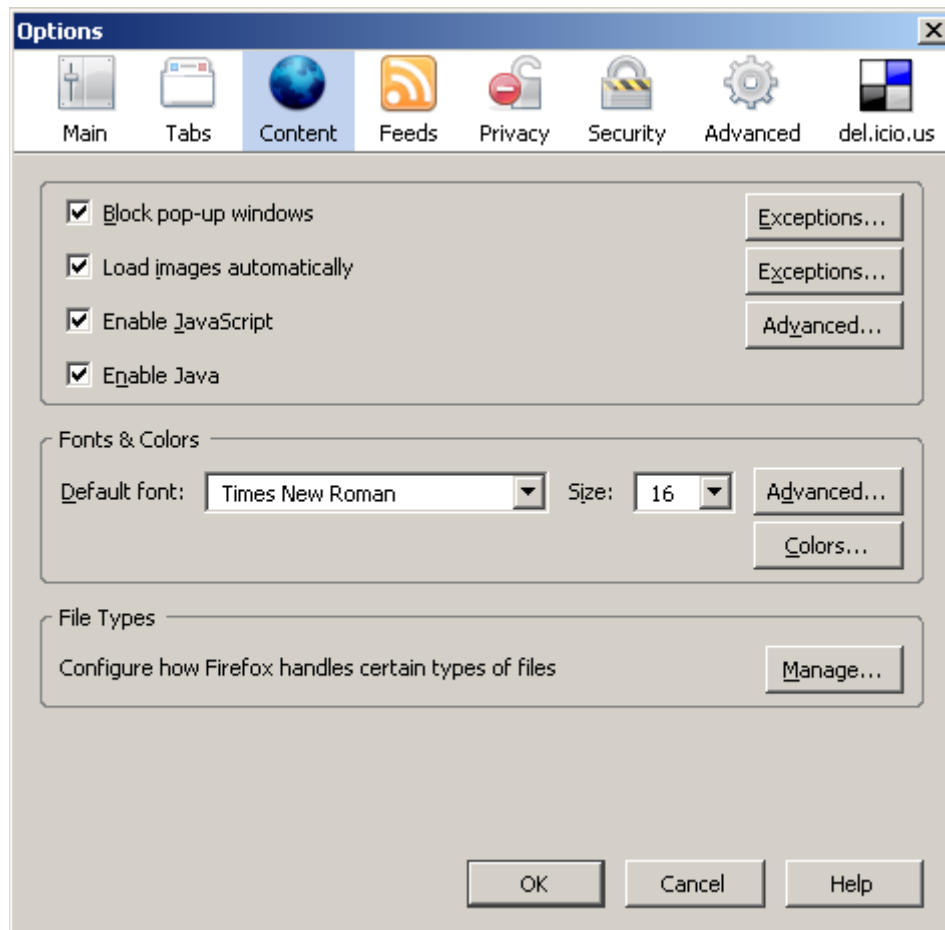
If you need additional help, call the TCC Helpdesk at (850)201-8540 and ask for Blackboard support.

If you are using Firefox 2:

1. Select Tools from the Menu Bar, then Options.



2. Click the Content icon. If "Block pop-up windows" is checked, click the corresponding Exceptions box.

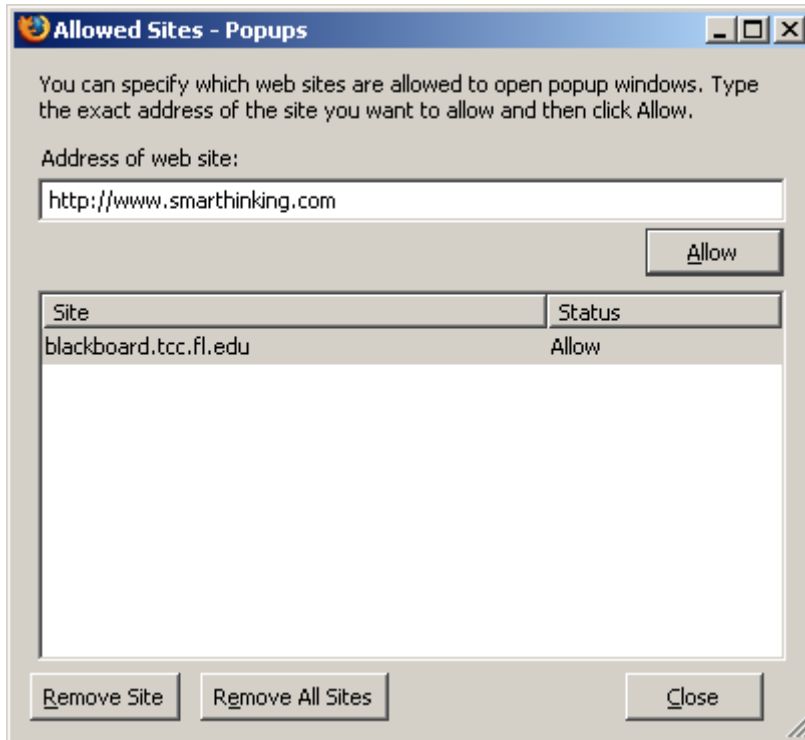


If you need additional help, call the TCC Helpdesk at (850)201-8540 and ask for Blackboard support.

3. Add the following two addresses to your list of Allowed Sites (note that there is only one 't' in Smarthinking):

http://blackboard.tcc.fl.edu
http://www.smarthinking.com

4. Then, click the Close button and resume the tutorial.



Navigating to the Smarthinking Login

By default, you will be able to access Smarthinking by clicking the Course Tools link in your course.



Next, click the Smarthinking Login link. It may take up to a minute to load.



If you need additional help, call the TCC Helpdesk at (850)201-8540 and ask for Blackboard support.

When it is finished loading, you should see the following screen open in a new window.

My Home Page

Welcome Jordan...

connect with an e-structor now!
Currently there are no live drop-in sessions available. Search the Schedule for drop-in sessions.
[Live Help](#) / [Tell Me How](#)

schedule a personal session
Pre-schedule a live session with an e-structor of your choice.
[Tell Me How](#)
Selected a Subject

submit your writing
Submit your writing and receive the tutor's comments from your Inbox (usually within 24 hours).
[Tell Me How](#)
Selected a Subject

submit a question
Choose a subject below and submit your question. Get the e-structor's response from your Inbox, usually within 24 hours.
[Tell Me How](#)
Selected a Subject

academic resources
Check out our study guides, study skills manuals, test prep, and self-assessment tools to help you study smarter.

my file cabinet

Essays, Questions, & Sessions	September Schedule at a Glance >>>	S	M	T	W	R	F	S
Inbox 0	Smarthinking website!	2	3	4	5	6	7	8
Outbox Details	Run a PopUp Check to make sure your system is not blocking popup windows!	9	10	11	12	13	14	15
Archives Details		16	17	18	19	20	21	22
		23	24	25	26	27	28	29
		30						

If you need additional help, call the TCC Helpdesk at (850)201-8540 and ask for Blackboard support.