

## Solving Linear Inequalities and Compound Inequalities

Steps for solving linear inequalities are very similar to the steps for solving linear equations. The big differences are multiplying and dividing a constant on the inequalities and expressing the solution set. **However, if you want to practice with solving linear equations, you can refer to the previous topic. (Topic 6)** This handout will show some examples on how to solve linear inequalities and compound inequalities and how to express the solution sets of inequalities.

### Solve Linear Inequalities

**Example (1):**  $3x + 8 > 6$

**Solution:**  $3x + 8 - 8 > 6 - 8$   
 $3x > -2$

Subtract 8 on each side

$$\frac{3}{3}x > \frac{-2}{3}$$

Divide 3 on each side. **Do not reverse** the inequality symbol.

$$x > \frac{-2}{3}$$

The solution set is  $\left\{x \mid x > \frac{-2}{3}\right\}$

Place the solution set in the set-builder notation

**Example (2):**  $3x - 2 \geq 5x + 13$

**Solution:**  $3x - 2 + 2 \geq 5x + 13 + 2$

Add 2 on each side

$$3x \geq 5x + 15$$

Simplify

$$3x - 5x \geq 5x - 5x + 15$$

Subtract 5x on each side

$$-2x \geq 15$$

Simplify

$$\frac{-2x}{-2} \leq \frac{15}{-2}$$

Divide -2 on each side; **reverse** the inequality symbol (when divide or multiply a negative number)

$$x \leq -\frac{15}{2}$$

The solution set is  $\left\{x \mid x \leq -\frac{15}{2}\right\}$

Place the solution set in the set-builder notation.

**Example (3):**  $6(3 + 4x) - 2 < 20$

**Solution:**

$$18 + 24x - 2 < 20$$

$$24x + 16 < 20$$

$$24x + 16 - 16 < 20 - 16$$

$$24x < 4$$

$$\frac{24x}{24} < \frac{4}{24}$$

$$x < \frac{1}{6}$$

The solution set is  $\left\{x \mid x < \frac{1}{6}\right\}$

Remove the parenthesis by multiplying 6 to 3 and 4x.

Simplify

Subtract 16 on each side

Simplify

Divide 24 on each side. **Do not reverse** the inequality symbol.

Simplify

Place the solution set in the set-builder notation

**Example (4):**  $\frac{1}{2}(w - 3) - (2 - w) \leq 1$

**Solution:**

$$(2)\frac{1}{2}(w - 3) - (2)(2 - w) \leq (2)1$$

$$(w - 3) - 2(2 - w) \leq 2$$

$$w - 3 - 4 + 2w \leq 2$$

$$3w - 7 \leq 2$$

$$3w - 7 + 7 \leq 2 + 7$$

$$3w \leq 9$$

$$w \leq 3$$

The solution set is  $\{w \mid w \leq 3\}$

Multiply 2 on **each term** to simplify the inequality

Simplify

Remove parenthesis. Multiply -2 to (2 - w)

Simplify

Add 7 on each side

Simplify

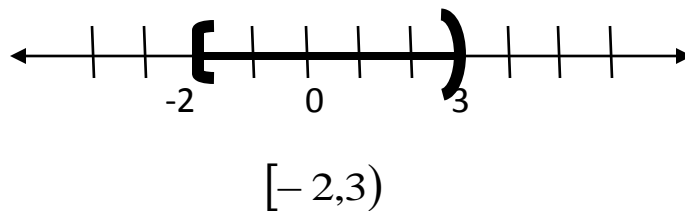
Divide 3 on each side. **Do not reverse** the inequality symbol.

Place the solution set in the set-builder notation

**Example (5):**  $\frac{5z-4}{5} > \frac{2+5z}{3}$

<b>Solution:</b>	$(15)\frac{5z-4}{5} > (15)\frac{2+5z}{3}$	Find LCD=15. Multiply 15 to each term
	$3(5z-4) > 5(2+5z)$	Simplify
	$15z-12 > 10+25z$	Distribute property to remove the parenthesis
	$15z-12+12 > 10+12+25z$	Add 12 on each side
	$15z > 22+25z$	Simplify
	$15z-25z > 22+25z-25z$	Subtract 25z on each side
	$-10z > 22$	Simplify
	$\frac{-10z}{-10} < \frac{22}{-10}$	Divide -10 on each side. <b>Reverse</b> the inequality symbol.
	$z < -\frac{11}{5}$	Simplify
	The solution set is $\left\{z \mid z < -\frac{11}{5}\right\}$	Place the solution set in the set-builder notation

**Interval Notation**

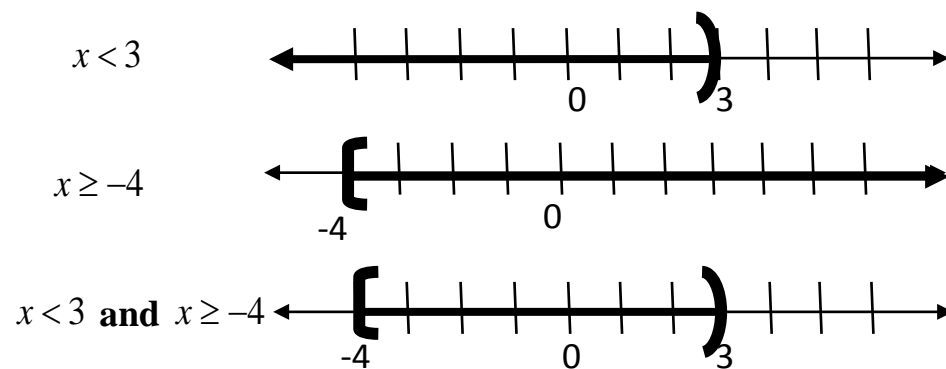


Use the open parentheses ( ) if the value is not included in the graph, i.e. greater than (>) or less than (<). Use the brackets [ ] if the value is part of the graph, i.e. greater than or equal to (≥). Whenever there is a break in the graph, write the interval up to the point. Then write another interval for the section of the graph after that part. Put a union sign “∪” between each interval to "join" them together.

## Solve Compound Inequalities (two inequalities joined by “and” or “or”)

**Example (1):**  $x < 3$  and  $x \geq -4$

**Solution:** When solving compound inequalities, we usually graph them on the number lines to get the solution set.



Interval Notation:  $[-4, 3)$

\* When two inequalities joined by “and”, that means **intersection** of the solutions.

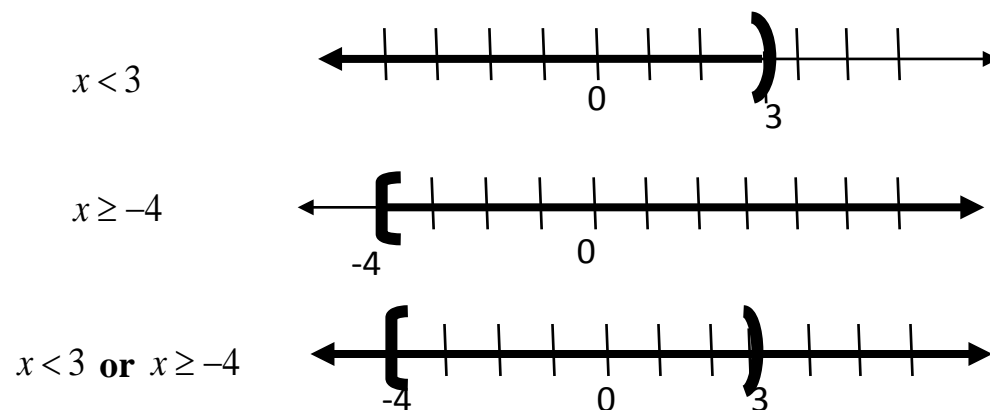
\* Graph the inequalities separately.

\* Look for overlapping of the graph.

\* What you see is what you get. Write out the interval notation from the overlapping segment, if any.

**Example (2):**  $x < 3$  or  $x \geq -4$

**Solution:** When solving compound inequalities, we usually graph them on the number lines to get the solution set.



Interval Notation:  $(-\infty, \infty)$

When two inequalities joined by “or”, that means **union** of the solutions.

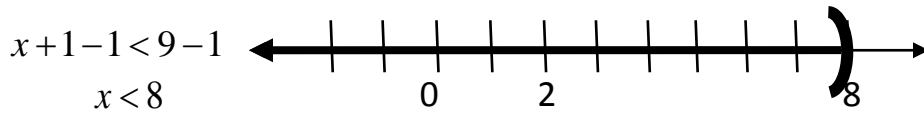
\* Graph the inequalities separately.

\* Look for everything shaded on the graph.

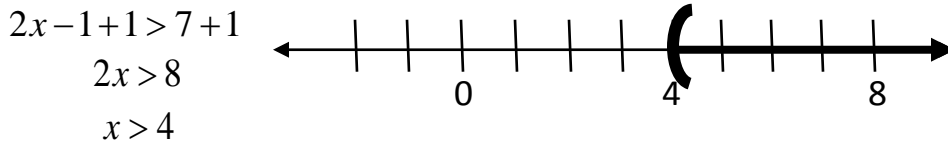
\* What you see is what you get. Write out the interval notation from the number line.

**Example (3):**  $x+1 < 9$  and  $2x-1 > 7$

**Solution:** We need to solve each inequality before we can place them on the number lines.

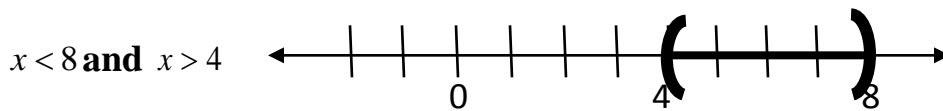


\* When two inequalities joined by "and", that means **interception** of the solutions.



\* Graph the inequalities separately.

\* Look for overlapping of the graph.

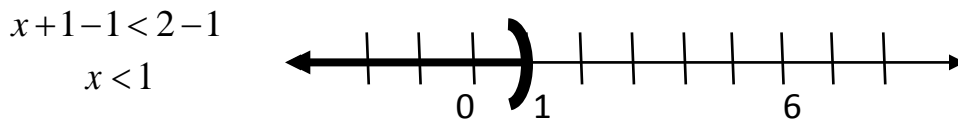


\* What you see is what you get. Write out the interval notation from the overlapping segment, if any.

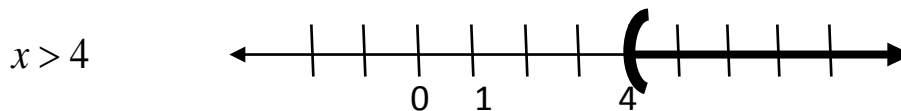
Interval Notation:  $(4,8)$

**Example (4):**  $x+1 < 2$  or  $2x-1 > 8$

**Solution:** We need to solve each inequality before we can place them on the number lines.

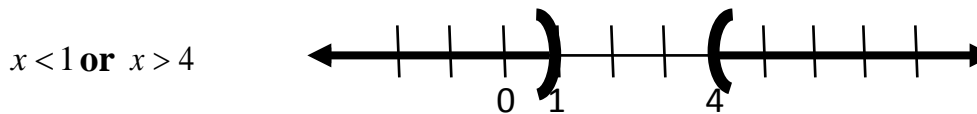


\* When two inequalities joined by "or", that means **union** of the solutions.



\* Graph the inequalities separately.

\* Look for everything shaded on the graph.



\* What you see is what you get. Write out the interval notation from

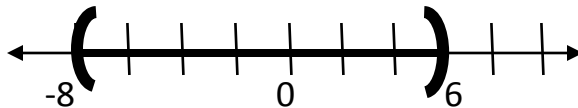
Interval Notation:  $(-\infty,1) \cup (4,\infty)$

**Example (5):**  $-5 < x + 3 < 9$

**Solution:** This is a **three-part** inequality. We will solve this inequality a little different than previous examples. However, our goal is to isolate the variable  $x$  in the middle.

$$-5 - 3 < x + 3 - 3 < 9 - 3$$

$$-8 < x < 6$$



$$(-8, 6)$$

\*To isolate the variable  $x$ , we need to subtract 3 in the middle as well as two sides.

\*State the solution in interval notation. (you can graph the solution on the number line to help you write out the interval notation.)

**Example (6):**  $-2 < 7 - 3x \leq 19$

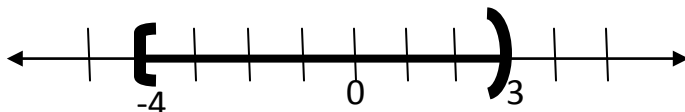
**Solution:** This is a **three-part** inequality, so our goal is to isolate the variable  $x$  in the middle.

$$-2 - 7 < 7 - 7 - 3x \leq 19 - 7$$

$$-9 < -3x \leq 12$$

$$\frac{-9}{-3} > \frac{-3x}{-3} \geq \frac{12}{-3}$$

$$3 > x \geq -4$$



$$[-4, 3)$$

\*The first thing we need to do to isolate the variable  $x$  is subtracting 7 in the middle as well as two sides.

\*Next we need to divide -3 in the middle as well as two sides and **Reverse** the inequality symbol.

\* State the solution in interval notation. (you can graph the solution to help you write out the interval notation.)

**Exercises:** Solve the following inequalities. Write the solution in interval notation.

1.  $2x+1 \leq -1$  **or**  $2x+1 \geq 3$

2.  $-1 < 5 - 2x \leq 11$

3.  $2t - 3 \geq 5t - (2t + 1)$

4.  $\frac{3x-2}{4} < \frac{2x+1}{5}$

5.  $\frac{3}{2}(1-x) \leq \frac{1}{4} - x$

**Answers:**

1.  $(-\infty, -1] \cup [1, \infty)$    2.  $[-3, 3)$    3.  $(-\infty, -2]$    4.  $(-\infty, 2)$    5.  $\left[\frac{5}{2}, \infty\right)$